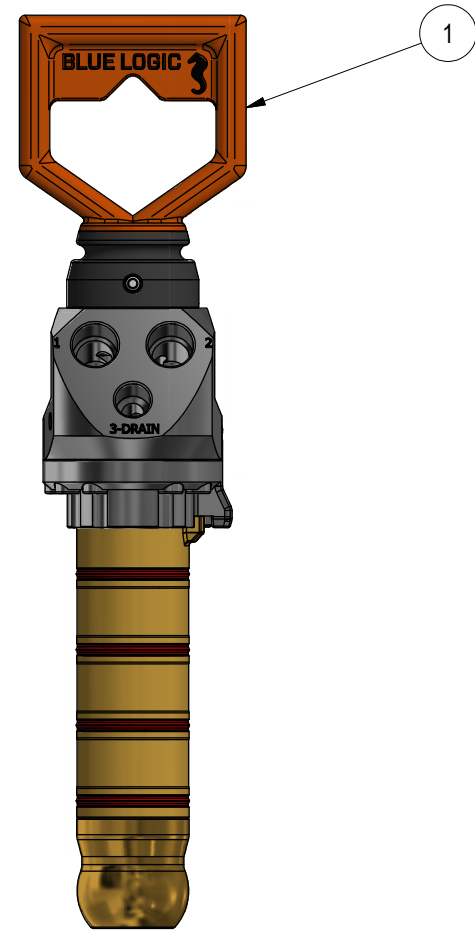
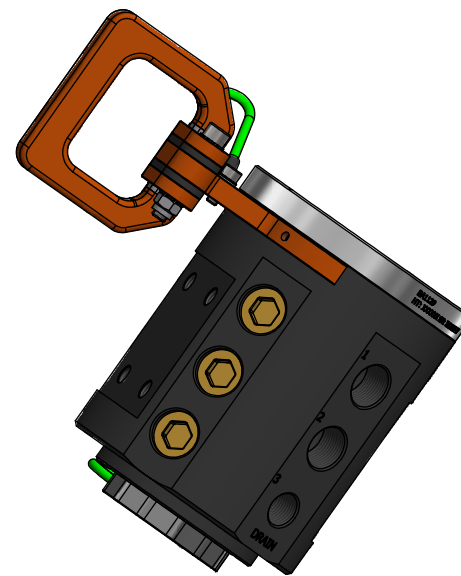
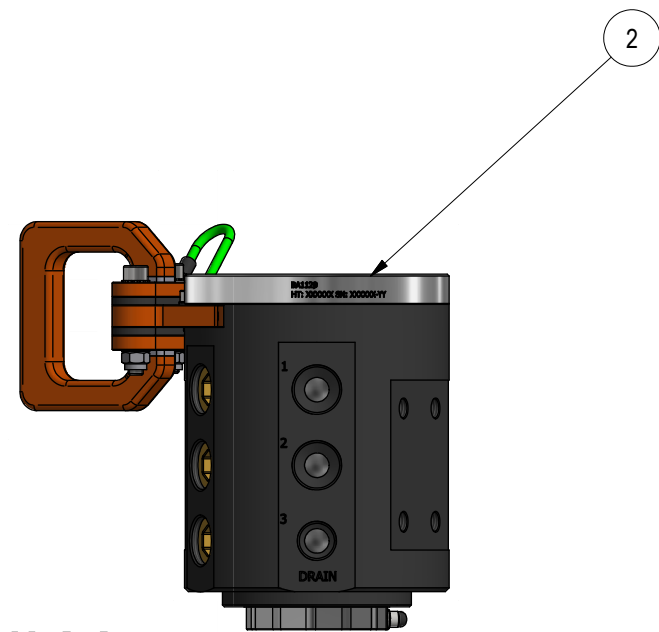


Parts List			
ITEM	QTY	PART No.	DESCRIPTION
1	1	BA1135	Ø60 TP VStab 250Bar Interv 70deg BSP 3/4"-1/2"
2	1	BA1121	Ø60 TP VStab Rec 250Bar Interv Man BSP 3/4"-1/2"



NOTE: 1
 ADDITIONAL INFORMATION:
 This overview drawing shows the basic version of Ø60 Valve Stabs and Valve Stab Receptacle. Pressure rating 250bar and maximum flow capacity approx. 400 l/min. Other versions with regards to number of hydraulic ports and pressure rating are available. Pressure Stabs and Protection/Parking Stabs and Receptacles are also available.



FOR INFORMATION ONLY

Rev.	Date	Reason for issue	Revision change	Made	Chk'd	Appr.
01	8.2.2024	3-IF1 (Issued for Information)		HNJ		

BLUE LOGIC 3

This Drawing is the Property of Blue Logic AS © and must Not be Loaned, Reproduced or Transferred to others without written Permission

Dwg Scale:	NTS
Dwg Proj:	
Dwg Format:	A3

Drawing title:	Ø60 Valve Stab System Overview	
Drawing number:	BC0793	Rev: 01